

# MAYSAMA



## LED LIGHT THERAPY SILICONE BELT

User Manual

## Contents

---

<b>Section</b>	<b>page</b>
1. Maysama LED Light Therapy Silicone Belt	2
2. Device Description	3
3. Product Specification	5
4. Warnings, Contraindications, Precautions	5
5. Risks and Benefits	6
6. First Time Set-Up	7
7. Using Maysama LED Light Therapy Silicone Belt	8
8. Care and Maintenance	10
9. Trouble Shooting	10
10. Recycling	10
11. Warranty	11

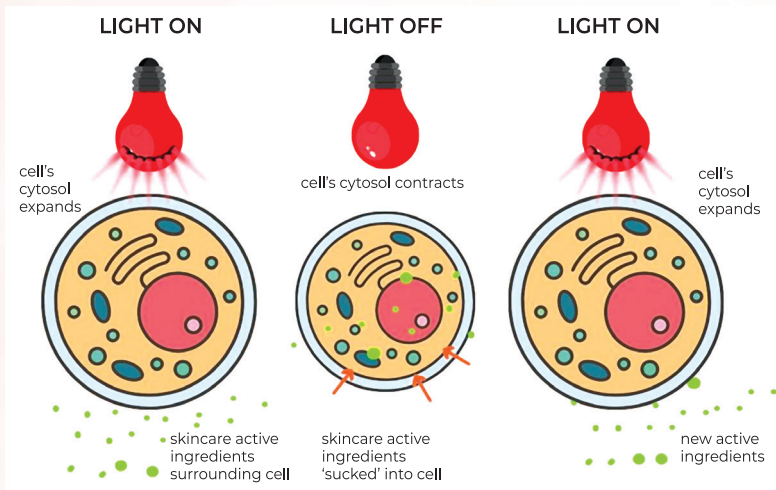
Scan this code with your SMART phone  
camera to access video tutorial



## 1 Maysama LED Light Therapy Silicone Belt

Maysama LED Light Therapy Silicone Belt combines advanced pulsed LED technology with gentle vibration massage to support relaxation and overall well-being. Using clinically supported wavelengths of red (630nm) and near-infrared (810nm and 850nm) light, the device delivers targeted soothing effects to areas such as the lower back, abdomen, shoulders, and other body zones.

The addition of vibration helps enhance the relaxation experience and may support the body's natural recovery process. Made from hygienic, flexible silicone, this lightweight, rechargeable belt is designed for easy, at-home use—offering comfort and ease whenever you need it.



## 1.1 Intended Use

The Maysama LED Light Therapy Silicone Belt is intended to promote relaxation and support overall wellness. The device emits red and near-infrared light, which may help create a soothing effect and contribute to a sense of comfort in muscles and joints.



## 2 Device Description

---


The Maysama LED Therapy Belt is a lightweight, wearable, and portable device made from medical-grade silicone. It features 122 triple-core light-emitting diodes (LEDs), each delivering a combination of red (630nm) and near-infrared (810nm and 850nm) wavelengths. These wavelengths transmit light energy that may be absorbed by biological systems to support natural cellular processes.

The recommended treatment time is 10 minutes, after which the device will automatically shut off.

The belt is operated using a controller that powers the LEDs and manages the treatment settings. The controller includes a rechargeable lithium-ion polymer battery and a display that shows battery status, selected wavelengths, operating mode, and pulsed light options.

To charge the device, detach the controller from the silicone belt. Connect the included USB A–C cable to the controller and then plug it into a suitable power source. Use the appropriate plug adaptor for your region and connect it directly to a wall outlet. Do not charge via laptop ports or USB wall sockets. Charging typically takes 3 to 4 hours or until the indicator light stops flashing.

## 2.1 Components



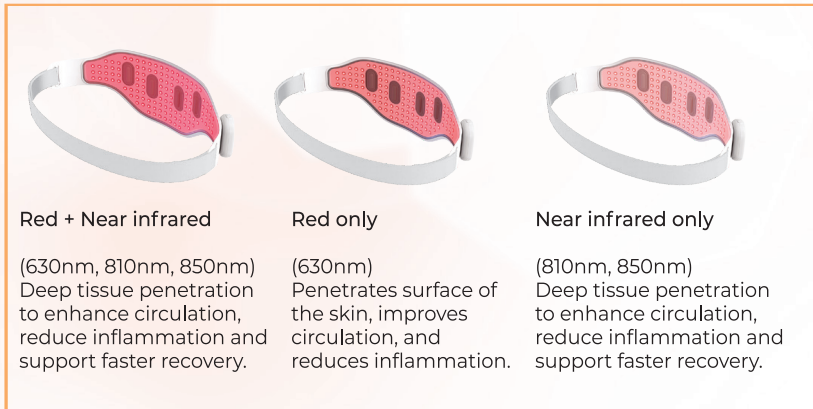
## 2.2 Modes

Mode 1: Red + Near Infrared (630nm, 810nm, 850nm)

Mode 2: Red only (630nm)

Mode 3: Near infrared only (810nm, 850nm)

## 2.3 Function



### 3 Product Specification

---

#### Specifications

Product Name	Red light therapy silicone belt		
Product size	524*152*4cm	Battery capacity	2000mAh
Product weight	241g	Working rated power	8W
Controller	68g	Wavelengths	630nm-850nm=1:2
LED Qty	122 triple core LEDs	Charging Voltage	5V/2A
Charging Time	About 3.5H	Timing	10 minutes

### 4 Warnings, Contraindications and Precautions

---

#### 4.1 Contraindications

- This device is not intended to diagnose, treat, cure, or prevent any medical condition. It should only be used as described in this manual.
- DO NOT use this device if you are pregnant, planning on becoming pregnant, or breastfeeding.
- DO NOT use this device if you experience light-induced headaches.
- DO NOT use this device if you have a known sensitivity to light or a history of photosensitive reactions.
- DO NOT use this device if you are taking any medication that can cause photosensitivity. If unsure, consult your healthcare provider.

## **4.2 Warnings**

- Before using, perform a sensitivity test (see Section 6.2).
- TURN OFF and REMOVE the device immediately if it feels hot or your skin feels uncomfortably warm.
- DO NOT immerse the device in water. It is not waterproof.
- DO NOT attempt to modify or repair the device. Doing so will void the warranty and may cause damage.
- Keep out of reach of children.

## **4.3 General Safety**

Maysama LED Light Therapy Belt is an electrical device that should be used according to this manual to ensure safe operation.

# **5 Risks and Benefits**

---

## **5.1 Potential Adverse Effects**

Immediately after use, skin may appear red. This should return to normal within 1-2 hours.

## **5.2 Potential Benefits**

Red and near-infrared light are widely used to promote relaxation and overall well-being. Regular use may help enhance comfort and contribute to a sense of ease in muscles and joints. Potential benefits may include:

- Provide a soothing effect on muscles and joints.
- Help promote comfort and relaxation in areas of tension.

- Offers gentle support to ease menstrual discomfort
- Contribute to an overall sense of well-being and relaxation.
- Support flexibility and ease of movement.
- Contribute to relaxation after daily activities.

This product is not intended to diagnose, treat, cure, or prevent any disease.

## **6 First Time Set-Up**

---

### **6.1 Unpacking and Charging Your Device**

Unpack Maysama LED Light Therapy Belt and check off the parts described in Section 2.1.

Before use, fully charge the device's controller.

The lifetime of the battery can be maximised by allowing it to fully discharge before recharging your device.

To charge the device, connect the provided USB cable to the controller and the power adapter, then plug the adapter into a wall outlet.

The controller display will start to flash to indicate charging. The device is fully charged when the indicator on the controller stays illuminated.

The device takes around 3 to 4 hours to fully charge.

When the charge has run out the LED lights will not switch on. Recharge the device by following the instructions above.

Before using for the first time, thread the Velcro straps through the inlet holes on one side of the device.

## 6.2 Sensitivity Test

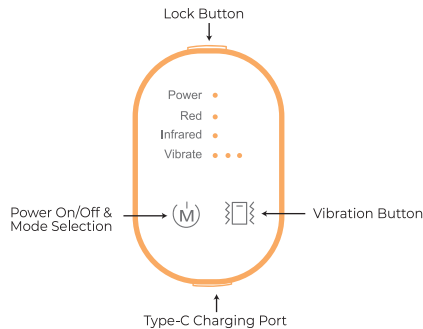
Before carrying out your first treatment you must carry out a sensitivity test. Follow the step-by-step guide below;

- Place Maysama LED Light Therapy Silicone Belt over your inner arm.
- Switch on the controller and allow the device to run for a full 10-minute treatment programme.
- At any time, if your skin feels HOT or uncomfortable STOP using the device immediately.
- After the treatment, wait at least 6 hours to check you have no adverse reaction. If your skin on your inner arm is red or itchy then Maysama LED Light Therapy Silicone Belt is unsuitable for you. Contact Maysama to return your order within 14 days of purchase.

## 7 Using Maysama LED Light Therapy Silicone Belt

### 7.1 How to Use

#### Product Controller



To turn the device on, press and hold the On/Off button (M) for 3 seconds. The LED lights will illuminate.

The default settings are;

Mode: red + near infrared

Pulse: ON

Timer: 10 minutes

Press the On/Off button (M) again for one second to change mode to red only or near infrared only.

Press the vibration button (V) to start the vibration function. Choose from three different gears. Press again to turn off the vibration function.

Once you have chosen your preferred set up, press the lock button (L) on the top of the controller.

Attach the controller to the belt via the magnet and wrap the belt around the waist or preferred body part, using the Velcro strap to secure it. Adjust the straps if necessary.

Maysama LED Light Therapy Silicone Belt will automatically turn off after your selected treatment time.

## **7.2 Frequency of Use**

Use the LED Light Therapy Silicone Belt on desired area with 10-minute session. Treatment can be extended to 20 minutes if preferred. Use regularly as part of your wellness routine.

## 8 Care & Maintenance

---

Store Maysama LED Light Therapy Silicone Belt at room temperature in dry conditions. Use the box or carry bag provided.

Before each use, clean Maysama LED Light Therapy Belt using a damp clean cloth, water-based wipe or hypochlorous cleansing solution. Ensure the device is not being charged whilst cleaning.

### 8.1 Disposal

DO NOT dispose of any part of the device at a domestic waste facility. Maysama LED Light Therapy Belt contains a Lithium-ion polymer battery. Please safely dispose of the device according to local authority guidelines.

## 9 Trouble Shooting

---

If you experience an issue with your device, please contact Maysama in the first instance for assistance.

- DO NOT attempt to investigate further.
- DO NOT attempt to modify the device in any way. This device has no parts you can repair yourself.

## 10 Recycling

---



This symbol means that this product shall not be disposed of with normal household waste (2012/19/EU).



This symbol means that this product contains a built-in rechargeable battery which shall not be disposed of with normal household waste (2006/66/EC).

We advise you to take your product to an official collection point to have a professional remove the rechargeable battery. Follow your country's rules for the separate collection of electrical and electronic products and rechargeable batteries. Correct disposal helps prevent damage to the environment and human health.

## 11 Warranty

---

Under normal use this product is guaranteed for 24 months after its original purchase date against manufacturing defect in materials or workmanship.

This warranty extends only to the original purchaser. If the product should become faulty within the warranty period, please contact Maysama Ltd.

Maysama Ltd reserves the right to repair a defective product.

Maysama Ltd reserves the right to replace a defective product with the most compatible product currently available.

This warranty does not cover damage caused by the following:

- Accident, misuse, abuse, or alteration
- Servicing by unauthorised persons
- Connection to incorrect power sources
- Use with unauthorised accessories.

# MAYSAMA

Maysama shall not be responsible for any incidental, special or consequential damages resulting from the use of this product. All implied warranties, including but not limited to implied warranties of fitness and merchantability are limited in duration to 24 months from date of original purchase.

This warranty gives you specific legal rights and you may also have other rights that vary from country to country.

This warranty is given in lieu of all other warranties, written or oral, whether expressed by affirmation, promise, description, drawing, model or sample. Any and all warranties other than this one, whether expressed or implied, including implied warranties of merchantability and fitness for a particular purpose are hereby disclaimed.

If the product is defective within the warranty period, please contact [support@maysama.com](mailto:support@maysama.com) in the first instance to discuss return of your device to Maysama Ltd.